

GB



à la découverte
DU
CHÂTEAU
DES MATIGNON



This guide belongs to _____
I am _____ years old and I am in Year _____
school.

I am on holiday here in _____ and I am staying
for _____ days.

I am here with my _____

Now that I know you a little better
our adventure can begin !

Hello Young adventurers !

I am Elliott, captain of the "Mon Saint-Lois à moi" Explorers
Club. It's a club especially for adventurers to explore and
discover more about Saint-Lô and the surroundings areas..

Would you like to join us ?

To become a member of our club
you need to complete at least one
of the three booklets offered by
the Tourist Office.

With the help of this booklet we will set
off together to explore the Château des Matignon
(Matignon 's Cattle) in Torigny-les-Villes.

I will be your tout guide and I will help you throughout this
journey.

Are you ready ? Let's go !



Before we start our mission I will introduce you to some important people that we are going to find out about on our journey.



Jacques IV de Matignon

Jacques IV de Matignon was a Count of Matignon. He was also a prince of Monaco.

Louise-Hippolyte de Grimaldi was a princess of Monaco and she was the wife of Jacques IV de Matignon.



Louise-Hippolyte de Grimaldi



Ange-Jacques Gabriel

Ange-Jacques Gabriel was a French architect. He designed the Matignon's Castle, the Gabriel Wing of Versailles' Castle and many others ...

Your Road Map

1 The Old Cascades Garden

You are in front of the Tourist Office at Torigny-les-Villes. Walk a few meters to discover the playground down the slope.

2 The Matignon's Castle

Continue straight ahead until the crossroads. You will see the Castle!

3 The Courtyard of the Cannons

Once you are in front of the Castle, go to the Courtyard of the Cannons. Take the bridge to the right of the Castle

4 The Old Entrance Gate to the Castle

Take the bridge again and turn left. Go down the steps at the bottom left of the square and follow the "Rue Robert du Mont" until you find the Old Castle Gate.

5 The Saint-Laurent Church

Continue along "Rue Robert du Mont" until you find the Church

6 The Notre-Dame du Grand Vivier Church

Continue along "Rue Robert du Mont" until the intersection with "Rue Notre Dame". Then turn left and continue until you see the church

7 The Lakes of Torigny-les-Villes

Continue straight ahead on the "Rue Notre-Dame" then take a left at "Boulevard Loisel" and continue straight ahead

8 The Grimaldi Wall

Walk around the lakes to discover the Grimaldi Wall which is located on the other side of the lake

Before we start, let's learn a little more about the town...


Torigny-les-Villes is a commune in La Manche, 12 km from Saint-Lô. Today nearly 4500 people live there.

The town takes its name from the legendary Taurinus who lived there in the Gallo-Roman period.

Taurinus comes from the latin "Turres Ignae" which means "Towers on Fire".

Here are the Coat of Arms for Torigny-les-Villes :

You can see they represent Towers on Fire... Hence the origin of Torigny.



The Coat of Arms are symbolic objects that distinguish a family. These objects are painted on weapons of war, on shields, weapons etc...

For the first step you will need to use your imagination. Head in the direction of the Old Cascades Garden !

1 The Old Cascades Garden

The first step is right here.

Imagine, that instead of this playground you see below you, there was a pond.

In 1650, the Matignon family decided to create a french style garden "Le Jardin des Cascades".

The old pond had to be emptied so a waterfall was created.

You can still see some signs of it...

The garden extends to the slopes of La Glacière, which is now the "Boulevard Loisel".

2

The Matignon 's Castle

Complète le texte à trous avec les mots ci-dessous.

It was in the _____, that the castle was first built : a _____ with medieval walls.

In the 12th century, the Matignon family arrived in _____ and settled in the fortified castle.

In 1611, a member of the _____ family decided to build a castle. They wanted something new and modern.

There is something unique about the castle.

Normally _____ castles are built using _____. But the Matignon's Castle was built using limestone and puddingstone (stone which are _____ in colour).

Bricks - Normandy - traditional - Middle Ages
Matignon - red - fortified castle

In your opinion, which photograph is of limestone and which is of puddingstone??



1. _____



2. _____

3 The Courtyard of the Cannons

Now it's time to continue your quest to The Courtyard of the Cannons.

The Courtyard of the Cannons is a public garden. In the olden days, it was used to store cannons, hence the name.

The Courtyard of the Cannons was renovated in 2004. The idea was to create a place where the inhabitants of Torigny-les-Villes could come for a walk. A footbridge has been installed to access the garden.


How do you think the garden was accessed in the olden days?

A little hint for you _____

Do you recognise the drawing?

Today The Courtyard of the Cannons receives many visitors. There are many different varieties of flowers and a well stocked vegetable garden.

Find the route to help you access the Courtyard of the Cannons. Beware, you have 3 choices !!!



Autumn Vegetable Crumble



WHAT ARE THE INGREDIENTS ?

→ 1 small pumpkin or squash

→ 1/2 celery ball

→ 1 white squash

→ 3 parsnips

→ 150 g feta cheese

→ 90 g salted butter, cubed

→ 50 g flour

→ 50 g grated parmesan

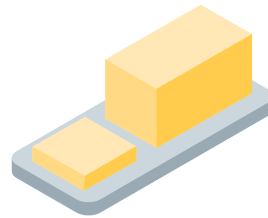


→ 50 g oats

→ 2 shallots

→ 6 sprigs of thyme

→ Olive oil

→ Salt and pepper



Remember, there is a market every Monday morning at The Place du Château de Torigny-les-Villes.

You can buy all the produce you need for this recipe !

THE RECIPE :

Step 1

Preheat the oven to 180°C. Peel the pumpkin, the celery ball, the white squash and the parsnips. Cut them into cubes.

Step 2

In a large saucepan, boil water and add the vegetables. Cook them for 10 minutes and then drain.

Step 3

Cut the shallots into rings and brown them in a frying pan using a little olive oil.

Step 4

With your fingers (make sure you wash them first!!!) mix the butter and flour together then add the parmesan and oats to create a crumble mixture. Add a few thyme leaves to give it some taste.

Step 5

In an oven proof dish, pour a drizzle of olive oil and then add the vegetables, the shallots and the crumbled feta. Add salt and pepper to your taste. Cover the vegetables with the crumble mixture. Bake at 180°C for around 30 minutes.

Your crumble is ready !

Enjoy !

4

The Old Entrance Gate of the Castle

You are now in front of the Old Entrance Gate..

It was designed by François-Gabriel, the architect of the Carisy's castle.. It is here that you accessed the Castle.

Below are two photos of the Castle, but, there are 7 differences between them. Can you find them?



5

The Saint-Laurent Church

And now you are in front of the old church of the Matignon's Castle.

In 1855, the church lost its steeple. So this makes the Church a little tricky to find.

Here is a little game to help you find out how the church lost its steeple :

Which picture shows what happened to the church bell?



A



B



C

Your answer : L_____G

You can go inside the church if you wish. But please remember it is a place of worship and to be respectful at all times.

6 The Notre-Dame du Grand Vivier Church

yes there are two churches in Torigny-les-Villes. Here is the Notre-Dame du Grand Vivier Church.

This church dates back to the 12th century.

Between the 12th and the 19th century, it was known for the marvellous water fountain situated just in front of the church.

The stones used for the construction of the church are the same as those used for the Castle (limestone and puddingstone).

Here's a little game, circle which photo matches the church.



A



B



C

From the entrance to the Church of Notre-Dame du Grand Vivier, follow my instructions carefully in order to reach a funny statue.



> Go about 150 meters continuing straight on to the "Rue Notre-Dame".

> When you come across the sign "La Musicienne", take a left.


> Keep going straight ahead until you find this beautiful statue.

Do you know the musical notes? Can you put them back in order?


Ré, Sol, Mi, Fa, La, Do, Si

---, ---, ---, ---, ---, ---, ---.

Now try and reproduce the notes of the sheet music below !



your turn !



So, did you arrive in front of our beautiful musician?

7

The Lakes

Here are the lakes of Torigny-les-Villes aren't they impressive?

The lakes of Torigny-les-Villes were excavated in 1135. At the time they were just one big lake. In the Middle Ages they were essential to ensure the Castle was well defended.

The walk around the lakes is around 2 km, it is a favourite among the inhabitants of Torigny-les-Villes.

How many kilometers do you think you have walked on your adventures around Torigny-les-Villes?

Your answer : _____

The lakes of Torigny-les-Villes are very famous for the excellent fishing and different species of fish that inhabit them.

What do you think you can find in the lakes of Torigny-les-Villes?

Among the 5 proposals, circle those that can be found in the pond.



Carp



Crabs



Sharks



Scallops



Eel

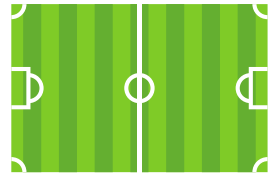
8 The Grimaldi Wall

The Grimaldi Wall is a wall that is 300 meters long and 18 meters high.

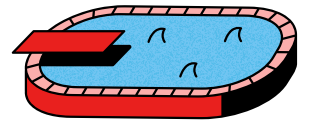
It was Jacques IV Matignon who decided to construct it in 1715.

What do you think might compare to 300 meters in length?

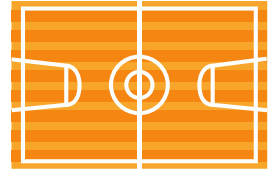
2 lengths of a Football Pitch



5 Olympic Size Swimming Pools



20 Basketball Courts



Here are a few clues : a football pitch is 100 meters long, an olympic size swimming pool is 60 meters long and a basketball court is 28 meters long.

Why do you think The Grimaldi Wall was built?

You can write down your ideas ?

Did you discover the reason why?

Here is the answer :

It served as protection from the wind on the promenade.

Jacques IV de Matignon had it built for his wife to protect her from the wind when she walked in the gardens. She was used to a hot climate as she used to live in the south of France.

On your walk you will come across Appollo's table.

Did you know?

This beautiful table is actually a balcony. It is made of granite and comes from an important castle.

The balcony was bought in the 20th century by the commune of Torigny-les-Villes.



Your adventure is coming to an end !!

To find out if you can join our Explorer's Club, let's see if you've answered the questions correctly....

Page 9 : Middle Ages, fortified castle, Normandy, Matignon, traditional, bricks, red.

1. Limestone
2. Puddingstone

Page 10 : Across a drawbridge.



Page 16 : Lightning.

Page 17 : B.

Page 18: Do, Ré, Mi, Fa, Sol, La, Si

Page 19 : The route is approximately 3 km
Carp and Eel are found in the lakes



Page 20 : 5 Olympic Swimming Pools

Crédit photos : portraits ville de Torigny - Anibas
Photography - Office de tourisme et de la culture St Lô
Agglo- X libres de droit

Congratulations !

You've succeeded !! You are now officially an
explorer of "Mon Saint-Lois à moi"