

GB



à la découverte  
DU  
**HARAS**  
**NATIONAL**



This guide belongs to \_\_\_\_\_  
I am \_\_\_\_\_ years old and I am in Year \_\_\_\_\_ at  
school.

I am on holiday here in \_\_\_\_\_ and I am staying for  
\_\_\_\_\_ days. I'm here with my  
\_\_\_\_\_

Now that I know you a little better  
our adventure can begin !

Hello young adventurers !

I am Elliott, captain of the "Mon Saint Lois à moi" Explorers  
Club. It's a club especially for adventurers to explore and  
discover more about Saint-Lô and the surroundings areas.

Would you like to join us ?

To become a member of our club  
you need to complete at least one  
of the three booklets offered by  
the Tourist Office.



With the help of this booklet we will set off together to  
explore the National Studfarm of Saint-Lô.

I will be your tour guide and I will help you throughout this  
journey.

Are you ready ? Let's go !

Before we start our adventure, I am going to quickly introduce you to some important people. We will find out more about them on our journey.



**Louis XIV**

Louis XIV was a famous French King. He had the nickname "The Sun King". He reigned for 72 years, the longest reign in French history.

Jean-Baptiste Colbert was the main advisor to King Louis XIV.



**Colbert**



**Napoléon  
Bonaparte**

Napoléon Bonaparte was the first emperor of France. He was a very important person during the French Revolution.

# Your Roadmap

**1** The history of the National Studfarm of Saint-Lô  
Enter through the gate at the main entrance and go to the statue on the wall of stable 5.

**2** The Hornez Carousel  
Go straight to the center aisle and turn left. Now head towards the Hornez riding arena.

**3** The Remarkable Trees  
Take the paved path towards the giant sequoia.

**4** The Forge  
Continue on your left and you will find the Forge a few meters away. If the door is open then please venture inside and take a look around.

**5** The Garden of the Incredible Edibles  
As you exit the Forge, walk alongside the hedge on your left. You will soon find the garden. Pssst... If you look around you may see horses !

**6** The Pavillion of Honour  
Continue straight and at the "STOP" sign turn right. Arriving near the stables, turn left then walk along stables 1 and 2 to the Pavillion of honour.

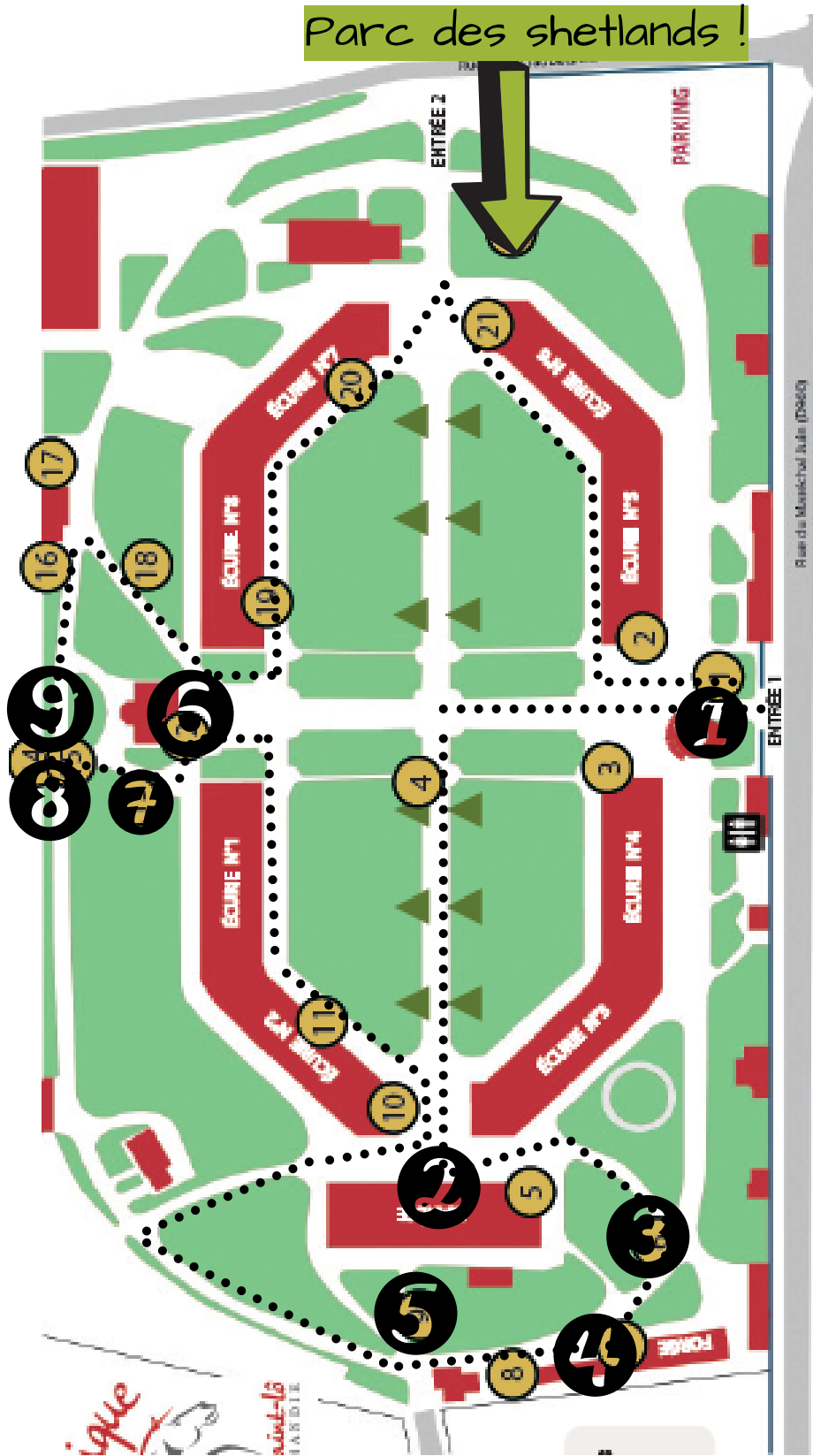
**7** The English Garden  
Turn left from the Pavillion to access The English Garden.

**8** The Paddocks  
Go near the small wall in front of the English Garden. Here you will find the Paddocks.

**9** Discovery of the Norman Breeds  
Stay right where you are to enjoy them !

**10** The Shetland Village  
Return to the Pavillion of Honour. Turn left and walk along stables 7 and 8. Once you arrive in front of the white barriers cross them and continue straight ahead for a few meters...

# The Plan



# Before we start, let's learn a little more about the National Studfarm of Saint-Lô

A Haras is a place dedicated to the breeding of horses.

The Haras Nationaux (National Studfarms) were, at the time, useful for bringing together horses that went to war (since there were no vehicles)

The site where you are is made up of two places :

- 1 The Haras National which presents the historical part and sightseeing
- 2 The Pole hippique (Equine centre) for horse breeding and competitions

3 main uses of horses. Match the use to the photo

17th to the 19th century : Military Use



19th to the 20th century : Agriculture



20th to the present day : Leisure and sports



# Some key figures...

Race horses in full gallop can reach 50 km/h - the equivalent of a car driving through a town!



The average lifespan of a horse is 30 years, depending on the environment and its activities.



There are around 350 different breeds of horses



A horse drinks around 40 litres of water each day! Isn't that a lot? How much do you drink?



Now that you know a little more about horses, let's go on an adventure!

# 1 The history of the National Studfarm of Saint-Lô

You are at the entrance to the Haras National of Saint-Lô. It is a place filled with history.


The National Studfarm was created in 1806 under the order of Napoléon Bonaparte. It was created to accommodate war horses.

But it was in 1886 that the current stud farm was completed. During the bombings of June 1944, the stud farm was largely destroyed, it was rebuilt and enlarged.

Saint-Lô is very famous for competitions.

Did you know when a horse and its rider win a competition they receive a prize? Its called a rosette (a flot in French).

Create your own rosette here !





Look at the statue on the wall of Stable 5. Can you find the number of "grey horse shoes"?

It has -----



Do you know who Saint-Eloi is?

Saint-Eloi was the Patron Saint of farriers. He was a blacksmith and farrier in the 6th century. He shod the horses of farmers, lords and travellers. Saint-Eloi is celebrated every year on 1st December.



# 2

## The Hornez Carousel


The arena is a working space for horses to train and prepare for competitions.

Breeding competitions are held here as well as cultural events such as concerts...

You can go up to the first floor to get a closer look at the training of the horses. To do this, take the door to the left of the building. But be careful...the horse can be an anxious animal, so please don't make too much noise!

You can observe from there the frame of the carousel. Everything is metal. The roof reminds me of a man in particular...

If I said to you The Eiffel Tower, or the Viaduc at Soulevre (that isn't very far from here), who do you think of?



■ Léonard de Vinci

■ Gustave Eiffel






# 3 The Giant Sequoia and the Remarkable Trees

You will notice throughout your journey some incredible and gigantic trees. We call these the remarkable trees, they are exceptional in their age, size and shape. They were planted during the construction of the Studfarm in 1886.

You are now in front of the Giant Sequoia

The tree you see in front of you is 130 years old and is already 34 meters high. This tree can live for thousands of years.

Can you match each tree with its shadow.



# 4

## The Forge

You are here in the Forge. This is where the horses are shod.

Do you know the name of the craftsman who shoes horses hooves.....?

It's a farrier. In french it's a maréchal-ferrant. He is the shoemaker for horses. He takes care of the horses feet. He puts on shoes adapted to each horse. It is a profession dating back to over 2000 years and one which is becoming more and more rare.

There are four steps to shoeing a horse. Can you put them in the right order ?

- A . The farrier then moulds the iron. He heats it in the forge to give it the desired shape.
- B . Once the shoes are well suited to the horses feet, the farrier cools them down.
- C . The horse feet are cleaned and resized? This is called trimming.
- D . The Farrier begins by moving the old shoes.

Step 1 : --

Step 2 : --

Step 3 : --

Step 4 : --

# 5 The garden of the Incredible Edibles

You are here at the entrance to the garden of the incredible edibles.

This garden is managed by the association "Graines de partage". In English this means "sharing seeds". It is a collective vegetable garden where there are vegetables (tomatoes, cucumbers...) and many different herbs. Volunteers come every Sunday to help maintain the garden and greenhouse.

QUIZ - Do you recognise these herbs?



Parsley



Coriander



Fennel



Mint



Chives






Basil

# MAKE YOUR OWN STOCK CUBE



## WHAT ARE THE INGREDIENTS?

- 1 pepper
- 1 large onion
- 4 cloves of garlic
- 1 bouquet garni ( chives, basil, tarragon for example)
- 2 tablespoons of olive oil
- 1 tablespoon of white vinegar
- 1 pinch of salt



## The recipe :

### Step 1

Peel the garlic gloves and the onion and chop finely.

### Step 2

Remove the seeds and chop the pepper into small pieces.

### Step 3

Choose which herbs you would like in the bouquet garni (wash them before use !).

### Step 4

Boil 1 litre of water and add all the ingredients.

### Step 5

Leave in a covered pot for two hours.

### Step 6

Pour the liquid into individual ice trays and place in the freeze. Once frozen they will last up to 3 months.

And there you go ! You have created your own stock cube !


# 6 The Pavillion of Honour

Here we are in front of the Pavillion of Honour

The Pavillion of Honour is the central element and the historic heart of the stud farm. It was used to house the directors of the stud farm. Today it is no longer inhabited and sometimes it is used as a reception hall and meeting room for te equestrian centre.

Did you know ?  
A jeep was found just  
under your feet.

You don't  
see how ?



I will explain...The jeep has  
buried underground since  
6 june 1944. It ended up in  
a shell hole. It is still there  
to this day.



Looking through my belongings I found these two aerial photographs of the Haras. There are some differences between them though.

I found 7... how many can you find?



# 7 The English Garden

Next stop is the English Garden !

The English Garden is a garden of relaxation. It was the personal garden of the director. Today, it hosts many picnic events, dance performances, fetes....

Since 2015, the Haras has been certified an birdwatching site. There are more than 58 different species to be found here.

Now it's time for a wordsearch, can you find the names of 10 birds?

A X G A G D R I B K C A L B W K V U E Ç  
Ç E T I Ç E Ç F T X X P C T E J J J Y O  
T E U L X H K P B S E H O D D B O T P Y  
O N P B T P S N B X G U D Q W Y L E D C  
Y I B U L L F I N C H G F P X I P U O Ç  
B Z K P G D I R L D J H Ç D X L Q R E H  
W V P O Y V I K H Z G D C W A F F I Q I  
Z E H S B E M A G P I E W Ç Ç H C G C M  
F L K P Ç U J W D L J P H E T I Y C Q Y  
S P N S L M W N G T F J B H E X K S M O  
A K P O H F E O I J F B N L W I H J D L  
C F H Q C R B T S B Ç Z L I N N E T V K  
U F V C V L J U Y S O Ç V Y F X O G B E  
G G F C T E A I Z P N R U A G G A U E N  
H Ç Q A P A G F O Z O T S Z R Ç A V Y N  
E M P W T O H I S Ç A W P Y Y X B I D V  
D F U O V T I T H Y J R M W O N G Z L Y  
Y Y D Z J R H O U U Z E D R K Q C Y R Z  
O Q O Ç U T S D Q N P N I F Ç Q Q I P E  
K S U Q Y L C Ç Z P T I I I E I T Y O O

Blackbird  
Robin  
Nuthatch  
Linnet  
Magpie  
Buzzard  
Wren  
Bullfinch  
Falcon

# 8

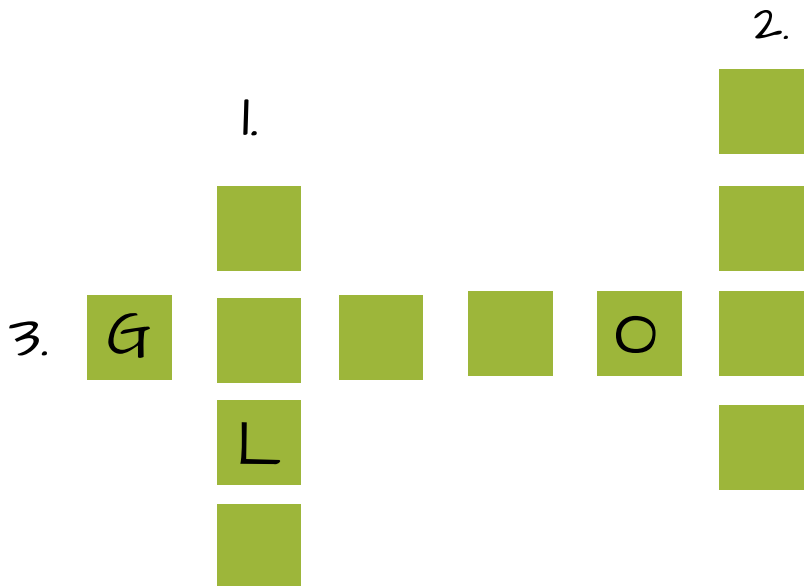
## The Paddocks

A paddock is an enclosure where the horse can relax on its own or in a group. This place allows them to leave their stables. It is their play area.

During these outings the horses run around releasing energy and they create bonds with other horses.

A horse can move at three different speeds. Can you guess what they are?

Using the letters below, find the name of the 3 gaits of a horse : A - W - L - P - K - A - R - T - L - T



**Pace 1 :** This is the slowest gait of the horse. The horse is at a speed of approximately 7 km/h

**Pace 2 :** This is the natural gait of the horse. At this gait, the horse is at the speed of around 14 km/h

**Pace 3 :** This is the fastest speed of the horse. Its speed can go from approximately 20 km/h up to 50 km/h

## 9

## The Norman Breeds

## The French Saddle (Selle Français)

It is the most popular breed in France and it comes from Normandy. It is a sport horse that is often found in show jumping!

## The Normandy Cob (Cob Normand)

It is a breed of horse often used for carriage driving and leisure. It is a fairly light horse since it only weighs between 500 and 800 kg

## The Cotentin Donkey (L'Âne du Cotentin)

It is an easily recognisable animal thanks to its blue-grey coat. In the olden days it was used to transport milk. Today it is used for recreation

## The Percheron (Le Percheron)

This is a unique and powerful horse. In adulthood it can easily weigh up to 1000 kg. Today it is used for leisure, driving and some work.

Now it's time for a game !!

Match the name of each horse to the photo

Pssst !... a little hint has been written next to each photo to help you.



I weigh nearly 1000 kg  
as an adult, the same  
weight as a  
hippopotamus

I am \_\_\_\_\_



I am a very popular horse  
in France

I am \_\_\_\_\_

In the olden days I was used  
to transport milk

I am \_\_\_\_\_



I am used for carriage driving  
and I am the lightest of  
the big horses.

I am \_\_\_\_\_

10

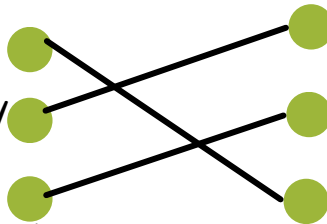
To end our journey, go and meet Lulu and Mino !  
Take the opportunity to give them some fuss and  
attention ! Go back to the map to find where these  
two are hiding !!

Your adventure is coming to an end !!! To find out if you can join our Explorer's Club, let's see if you've answered the questions correctly....

Page 6 : 17th to the 19th century

19th to the 20th century


20th to our days



Page 9 : There are 3 grey horse shoes

Page 10 : Gustave Eiffel

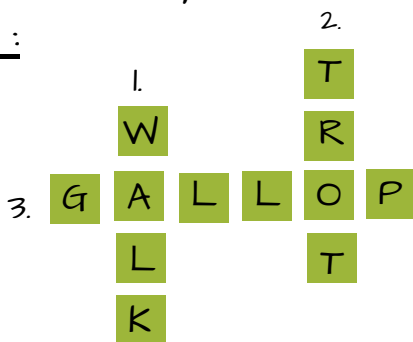
Page 11 :



Page 12 : Step 1 : C - Step 2 : D - Step 3 : A - Step 4 : B

Page 13 : Parsley - Mint - Chive

Page 19 :



Page 21 :

I am the Percheron.

I am the French Saddle

I am the Cotentin Donkey

I am the Normandy Cob

Crédit photos : Anibas Photography - Jimmy Perrotte - Jim Prod - Pôle Hippique SMPH - David Deshayes - Office de tourisme et de la culture St Lô Agglo - X libres de droit

Congratulations ! You've succeeded !! You are now officially an explorer with "Mon Saint Lois à moi"

# Bye Bye and have fun !



*à la découverte* DU  
**HARAS**  
**NATIONAL**

